

PODIATECH
SIDAS MEDICAL



3Feet® PATHO-LOGIC®

MANY PATHOLOGIES, **ONE SOLUTION**



***3Feet*[®] PATHO-LOGIC[®]**

Exclusively dedicated to foot professionals, SIDAS has used its 40 years of experience to design the 3Feet PATHO-LOGIC[®]: the first orthotic customisable in 5 minutes, integrating high quality Sidas materials.

The key to our unique design is the combination of elements that fit together easily and quickly: an orthotic adapted to the patient's arch, preconceived to accommodate correction and comfort elements at strategic locations (forefoot, midfoot and rearfoot).

In just a few minutes, you will be able to answer perfectly to most pathologies and activities of your patients.

Saving time on your orthopedic fabrication will allow you to better focus on your patients.



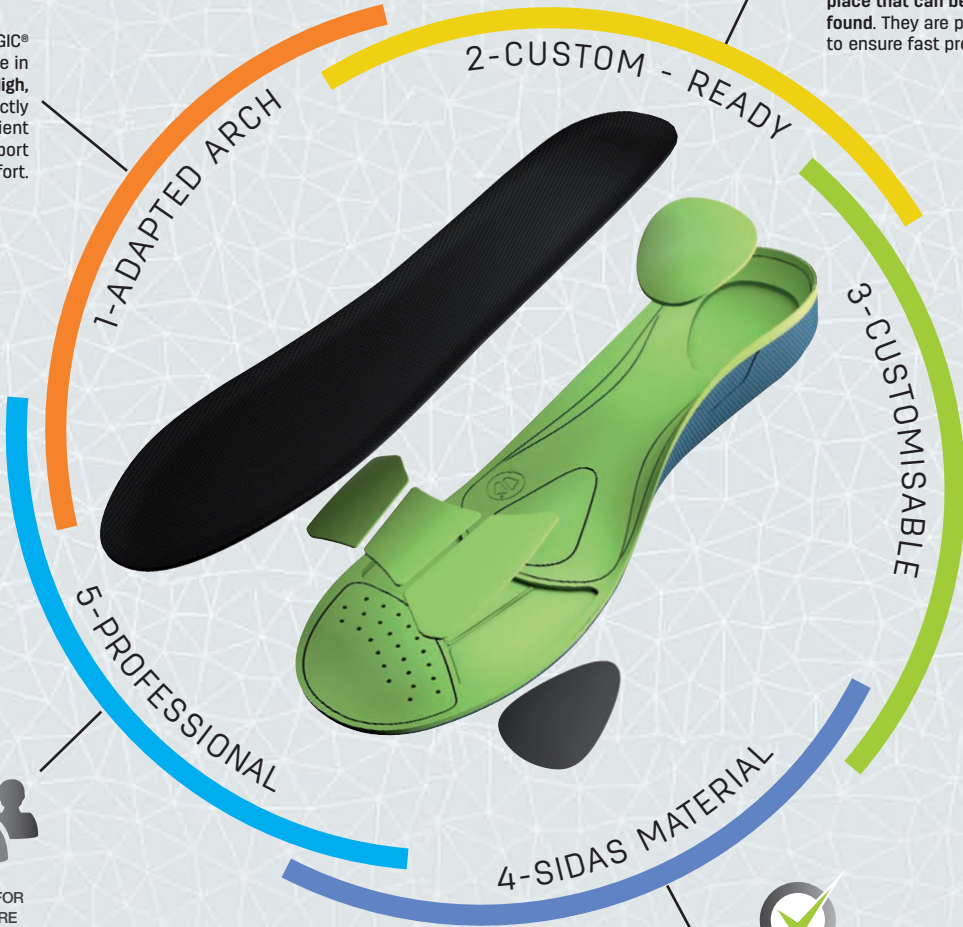
FAST SOLUTION

Only a few steps are enough to get a professional custom orthotic. Each element has a predefined place that can be instantly found. They are pre-designed to ensure fast preparation.



ADAPTED ARCH

The 3Feet PATHO-LOGIC® insole is available in 3 heights of arch, High, Mid and Low, to correctly fit the foot of the patient and provide support and comfort.



CUSTOMISABLE INSOLES

Thanks to the combination of multiple elements, each insole becomes unique. They are offered in several sizes and in specific fabrics according to the activity of each patient.



DESIGNED FOR HEALTHCARE PROFESSIONALS

The 3Feet PATHO-LOGIC® is an insole designed exclusively for professional orthopedics. This device requires the knowledge and the intervention of a professional.



HIGH-QUALITY SIDAS MATERIALS

SIDAS has selected for you quality technical materials with recognized properties. They will meet all your expectations for a customised treatment that takes into account the comfort and activity of your patients.

3Feet® PATHO-LOGIC®

Discover our range of 3Feet PATHO-LOGIC® designed to meet the specific needs of your patients.

Neutral Orthotic-kits™

The Neutral Orthotic-kit™ is an ideal **working base** for professionals wishing to add their own elements of correction and comfort. It consists of a pair of 3Feet PATHO-LOGIC® orthotic, technical top layers, and forefoot and rearfoot elements with the same density as the orthotic.



High Neutral Orthotic-kit™



Mid Neutral Orthotic-kit™



Low Neutral Orthotic-kit™

X3 codes

High : P24PATH_NEU_HI
 Mid : P24PATH_NEU_MI
 Low : P24PATH_NEU_LO

Additional elements

Our range of elements is based on our cutting-edge research to address the **unique needs of your patients** who are in search of **comfort** and **stability**, and to improve the **performance** of sportsmen and sportswomen. Depending on the needs of your patient, you can **customise the orthotic** with forefoot, midfoot and rearfoot elements. Each element is pre-adhesive and has a defined location that is easy to spot on the orthotic.

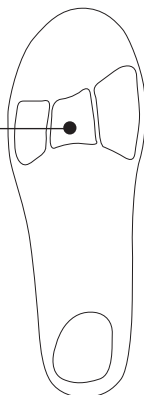
Forefoot pads



Expertene®
 Low impact (Walking)
 - Cushioning / Protection
 - Good durability
 6 sizes :
 XS - S - M - L - XL - XXL
 P24PADFF01_L5P
 5 pairs

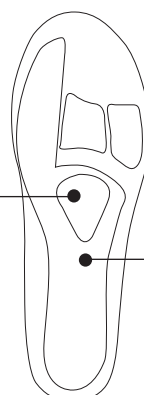


Viscotene®
 High impact (Sports)
 - Propulsion
 - Good durability
 6 sizes :
 XS - S - M - L - XL - XXL
 P24PADRF01_L5P
 5 pairs



Met dome

4 mm or 8 mm
 3 sizes :
 XS/S - M/L - XL/XXL
 P24METDO_8_L5P
 P24METDO_4_L5P
 5 pairs



Morton extension




Podiaflex® Hard Carbon
 - Rigidity
 - Responsiveness
 6 sizes :
 XS - S - M - L - XL - XXL
 P24MOREX01
 1 pair

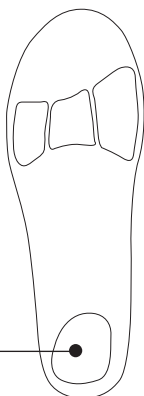
Rearfoot elements



Podiane® +
 - Shock absorption
 - Comfort
 6 sizes :
 XS - S - M - L - XL - XXL
 P24PADRF01_L5P
 5 pairs



Noene® 
 - Shock absorption
 - Good durability
 6 sizes :
 XS - S - M - L - XL - XXL
 P24PADRF02_L5P
 5 pairs

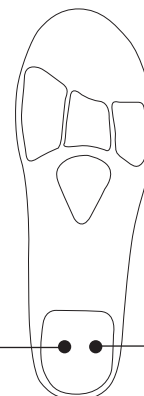


Wedge

(anti-pronation
 & anti-supination)



2°, 4° or 6°
 3 sizes :
 XS/S - M/L - XL/XXL
 P24HEELW_2D_L5P
 P24HEELW_4D_L5P
 P24HEELW_6D_L5P
 5 pairs



Heel lift



4 mm, 6 mm or 8 mm
 3 sizes :
 XS/S - M/L - XL/XXL
 P24HEELI_4_L5P
 P24HEELI_6_L5P
 P24HEELI_8_L5P
 5 pairs

3Feet® PATHO-LOGIC®

Procedure



1 Find your patient's shoe size and determine the arch type (High, Mid or Low).




2 Analyse your patient's foot.



3 Select the orthotic with the correct arch height and shoe size.




4 Peel off the protective film and stick on the heel pad.



5 Peel off the protective film and stick on the forefoot elements.




6 Add any other elements (met dome, wedge, heel lift, etc.) if necessary.



7 Stick on the top layer.



8 Adjust the orthotic to the shoe with a template or the existing insole.



9 Trim or grind the edges of the orthotic.



10 Insert the orthotic into the shoe.

Warning ! Ask your patient to wait at least 48 hours before wearing the orthotics.

3Feet® PATHO-LOGIC®

Accessories range

To accompany you in the protocol of creation of the 3Feet PATHO-LOGIC®, PODIATECH offers you a complete range of complementary products.

Refine your analysis

PODIATECH analysis accessories are designed to deepen your clinical analysis and thus better adapt the orthotic to each foot.

Feet revelator

The Feet revelator measures the length and width of the foot as well as its curvature (High, Mid, Low). It is an indispensable tool for choosing the appropriate orthotic.

ABFEETREVE12



Inertia goniometer

Varus or valgus, the inertial goniometer will give you the verticality of the lower limbs in the blink of an eye and with the same tool.

AMGONIOINERT



Plexiglass podoscope®

To go even further, the LED podoscope will allow you to identify the patient's vault and its points of support.


APODOSPODIA



Presscam V5.0 Wifi

The Presscam is an expert hybrid platform, combining pressure and posturology equipped with a wireless connection. Scan the patient's foot profile both statically and dynamically, coupled with video analysis.

AMPRESSCAMWIFI



Finishing

Adjust and improve finishing with PODIATECH tools.



Gravity 600

With its 2 mandrels, 2 sanding modes and protective cab for a clean work area, the Gravity 600 is the optimal tool for a perfect finish. It can be delivered with or without legs.

Gravity 600 Grinder only

(without shelf unit / without feet)
PPGTOURGRAV600SP

Full Gravity 600 grinder

(with shelf unit and 2 sets of feet)
PPGTOURGRAV600AP



G1

The G1 has a mandrel with abrasive belt to sand the edges of your orthotic.

PPGPONCESEUL



Fiskars® scissors

These scissors suitable for adhesive materials facilitate cutting for a precise and simple finish.

P99CISTITANIUM



3Feet® PATHO-LOGIC®

Packs

PODIATECH has selected for you 3 combinations of tools adapted to your needs.

Starter

The Starter Pack provides you with the basic tools to start well in the manufacture of orthotic.



Feet revelator



Fiskars® scissors

Expert

The Expert Pack provides more technical tools for further analysis and finishing.




Plexiglass podoscope®



G1

Premium

The most powerful pack: it offers you the most detailed diagnosis and the highest level of finish.



Presscam V5.0 Wifi



Gravity 600

Marketing tools

For even more convenience and efficiency, PODIATECH has developed a series of marketing accessories.



Storage box

Tidy up with this compartmental storage box. Stickers are provided to find the right element at a glance.

P81RANGTPATHO



Display

A display to have your 3Feet PATHO-LOGIC® at your fingertips. It offers a maximum capacity of 120 products (60 on each side).

P81MIDDISPLAYPOD



Prescription book

Always by your side, this notebook will help you take notes. Easily communicate and archive your recommendations thanks to its detachable sheets.

P80BLOC3FPATHO



3Feet PATHO-LOGIC® board

A summary of solutions 3Feet PATHO-LOGIC® for each pathology, very convenient to keep under the eyes in the workshop.

P81POST3FPATHO



PODIATECH
SIDAS MEDICAL



SIDAS SAS
PA CHAMPFEUILLET EST
18, rue Léon Béridot – CS70353
38516 VOIRON Cedex FRANCE
International Sales Department:
Ph. : +33 4 76 67 07 07
exportmedical@sidas.com

SIDAS SAS 600 000€
Code APE 3520 A
304 577 661 00073 RCS – Grenoble
TVA INTERCOM FR 76 304 577 661

REF : PEX3FPL10/2018



www.podiatech.com